

Path-Following Algorithms for Beamforming and Signal Splitting in RF Energy Harvesting Networks

Ali A. Nasir, Hoang D. Tuan, Duy T. Ngo, Salman Durrani, and Dong In Kim

Abstract—We consider the joint design of transmit beamforming and receive signal-splitting ratios in the downlink of a wireless network with simultaneous radio frequency information and energy transfer. Under constraints on the signal-to-interference-plus-noise ratio at each user and the total transmit power at the base station, the design objective is to maximize either the sum harvested energy or the minimum harvested energy. We develop a computationally efficient path-following method to solve these challenging nonconvex optimization problems. We mathematically show that the proposed algorithms iteratively progress and converge to locally optimal solutions. Simulation results further show that these locally optimal solutions are the same as the globally optimal solutions for the considered practical network settings.

Index Terms—Energy harvesting, nonconvex optimization, path-following algorithm, signal splitting, transmit beamforming.

I. INTRODUCTION

RF INFORMATION and energy transfer, which treats wireless receivers as either conventional information decoding (ID) receivers or energy harvesting (EH) receivers, has emerged as an attractive paradigm for green communication in the next-generation wireless networks [1], [2]. In particular, transmit beamforming to improve the quality-of-service of RF information and energy transfer has drawn significant research interest [3], [4]. There are two important beamforming problems in optimizing the harvested energy: (i) maximization of the total harvested energy (i.e., ‘sum EH maximization problem’), and (ii) maximization of the most disadvantaged EH receiver in the network (i.e., ‘max-min EH problem’). Both problems are subject to the minimum SINR constraint at the ID receivers and the total transmit power constraint at the base station (BS). They are indefinite quadratic programs in the beamforming vectors, which are typically recast as nonconvex rank-one matrix constrained semidefinite

programs (SDPs) in the beamforming outer products. The rank-one matrix constraints are then omitted, allowing for suboptimal SDP relaxation [5].

Meanwhile, it is realistic for the users located in the vicinity of the BS to conduct both ID and EH functions by a signal splitting (SS) based receiver [1], [4], [6]–[9]. A problem of particular interest is how to jointly design the transmit beamforming vectors and the receive SS ratios in order to maximize the harvested energy. Finding an efficient computational solution for this problem is a major challenge in itself. Due to the strong coupling of the beamforming vectors and the SS ratios in the optimization objective, the sum EH maximization problem cannot be recast as a matrix rank-one constrained SDP to accommodate the conventional SDP relaxation approach [9]. For the max-min EH problem, the beamforming vectors and SS ratios can be decoupled via a bisection search for the worst EH receiver. Nevertheless, the resultant SDP relaxation only provides an upper bound performance for this problem as this approach is less likely to generate a rank-one matrix solution. Randomization in conjunction with linear programming must be further employed to generate the beamforming vectors, which however could be far away from the actual optimal solutions [10].

This letter aims to develop an efficient computational method for the two aforementioned joint design EH optimization problems. Our research contributions are summarized as follows.

- We propose a new path-following method for their solutions. Each iteration of the proposed algorithms requires solving a second-order cone program (SOCP) in the beamforming vectors and SS ratios. We mathematically show that the algorithms progress at every iteration and converge to locally optimal solutions. In addition, our simulation results with practical parameter values show that the obtained locally optimal solutions are the same as the upper bound given by the exhaustive search over the domain of SS ratios (for the sum EH maximization problem) or that by the SDP relaxation-based bisection search (for the max-min EH problem). This demonstrates the usefulness of our solutions.
- Our algorithms are computationally efficient and simple to implement. In contrast, the exhaustive search and the SDP relaxation-based bisection search can only achieve the upper bounds after solving many SDPs in the beamforming outer products of a substantially increased dimension. Such techniques are computationally prohibitive in practical networks.

II. SYSTEM MODEL AND PROBLEM FORMULATION

We consider an energy-constrained small-cell wireless network where a BS with $M > 1$ antennas transmits to N

Manuscript received May 12, 2016; accepted June 6, 2016. Date of publication June 9, 2016; date of current version August 10, 2016. This work was supported in part by the Australian Research Council’s Discovery Project funding scheme under project DP140101133 and in part by the National Research Foundation of Korea (NRF) grant funded by the Korean government (MSIP) (2014R1A5A1011478). The associate editor coordinating the review of this letter and approving it for publication was D. W. K. Ng.

A. A. Nasir is with the School of Electrical Engineering and Computer Science, National University of Sciences and Technology, Islamabad 44000, Pakistan (e-mail: ali.nasir@seecs.edu.pk).

H. D. Tuan is with the Centre for Health Technologies, University of Technology Sydney, Ultimo, NSW 2007, Australia (e-mail: tuan.hoang@uts.edu.au).

D. T. Ngo is with the School of Electrical Engineering and Computer Science, The University of Newcastle, Callaghan, NSW 2308, Australia (e-mail: duy.ngo@newcastle.edu.au).

S. Durrani is with the Research School of Engineering, The Australian National University, Canberra, ACT 2601, Australia (e-mail: salman.durrani@anu.edu.au).

D. I. Kim is with the School of Information and Communication Engineering, Sungkyunkwan University, Suwon 440-746, South Korea (e-mail: dikim@skku.ac.kr).

Digital Object Identifier 10.1109/LCOMM.2016.2578921

single-antenna users (UEs). Let $\mathbf{h}_n \in \mathbb{C}^{M \times 1}$ be the flat fading channel vector between the BS and UE $n \in \mathcal{N} \triangleq \{1, \dots, N\}$, which includes the effects of large-scale pathloss and small-scale fading. Let x_n (with $\mathbb{E}\{|x_n|^2\} = 1$) denote the intended message for UE n , which is beamformed by the vector $\mathbf{w}_n \in \mathbb{C}^{M \times 1}$ at the BS. The baseband signal received by UE n is expressed as:

$$y_n = \mathbf{h}_n^H \mathbf{w}_n x_n + \mathbf{h}_n^H \sum_{\eta \in \mathcal{N} \setminus \{n\}} \mathbf{w}_\eta x_\eta + z_n^a, \quad (1)$$

where z_n^a is the zero-mean circularly symmetric additive white Gaussian noise (AWGN) with variance σ_a^2 introduced by the receive antenna. We assume perfect channel state information (CSI) is available at the BS, where details of the CSI acquisition process can be found in [11]. The first term in (1) is the intended signal for UE n while the second term represents the interference.

Given that RF EH is only practical when the BS-UE distance is sufficiently small [1], our model divides the BS coverage area into (i) the EH zone (near the BS), and (ii) the ID zone (outside the EH zone). If a UE resides inside the EH zone, it can conduct both EH and ID; otherwise, it only performs ID. Assume there are N_1 and N_2 UEs residing in the EH and ID zones, respectively, where $N_1 + N_2 = N$. Let us index the EH-ID UEs by $n_1 \in \mathcal{N}_1 \triangleq \{1, \dots, N_1\}$ and the ID-only UEs by $n_2 \in \mathcal{N}_2 \triangleq \{N_1 + 1, \dots, N\}$.

At an EH-ID UE $n_1 \in \mathcal{N}_1$, the signal splitter divides the received signal y_{n_1} into two parts in the proportion of $\alpha_{n_1}^2 : (1 - \alpha_{n_1}^2)$, where $\alpha_{n_1}^2 \in (0, 1)$ is termed as the SS ratio for UE n_1 . The first part $\alpha_{n_1} y_{n_1}$ forms an input to the ID receiver as:

$$\alpha_{n_1} y_{n_1} + z_{n_1}^c = \alpha_{n_1} \left(\mathbf{h}_{n_1}^H \sum_{\eta \in \mathcal{N}} \mathbf{w}_\eta x_\eta + z_{n_1}^a \right) + z_{n_1}^c, \quad (2)$$

where $z_{n_1}^c \sim \mathcal{CN}(0, \sigma_c^2)$ is the additional noise with variance σ_c^2 introduced by the ID receiver circuitry. From (2), we write the general expression of the SINR at the input of the ID receiver of UE $n \in \mathcal{N}$ (i.e., either an EH-ID UE or an ID-only UE) as:

$$\text{SINR-UE}_n \triangleq |\mathbf{h}_n^H \mathbf{w}_n|^2 / \varphi_n(\mathbf{w}, \alpha_n), \quad (3)$$

where $\mathbf{w} \triangleq [\mathbf{w}_n]_{n \in \mathcal{N}}$ and $\varphi_n(\mathbf{w}, \alpha_n) \triangleq \sum_{\eta \in \mathcal{N} \setminus \{n\}} |\mathbf{h}_n^H \mathbf{w}_\eta|^2 + \sigma_a^2 + \sigma_c^2 / \alpha_n^2$ with $\alpha_n \in (0, 1)$ for $n \in \mathcal{N}_1$ and $\alpha_n = 1$ for $n \in \mathcal{N}_2$.

Also at the EH-ID UE $n_1 \in \mathcal{N}_1$, the second part $\sqrt{1 - \alpha_{n_1}^2} y_{n_1}$ of the received signal y_{n_1} is processed by an EH receiver. The energy harvested by UE n_1 is thus given by:

$$E_{n_1}(\mathbf{w}, \alpha_{n_1}) \triangleq \zeta_{n_1} (1 - \alpha_{n_1}^2) p_{n_1}(\mathbf{w}), \quad (4)$$

where $p_{n_1}(\mathbf{w}) \triangleq \sum_{\eta \in \mathcal{N}} |\mathbf{h}_{n_1}^H \mathbf{w}_\eta|^2 + \sigma_a^2$, and the constant $\zeta_{n_1} \in (0, 1)$ denotes the efficiency of energy conversion at the EH receiver. Upon defining $\boldsymbol{\alpha} = [\alpha_{n_1}]_{n_1 \in \mathcal{N}_1}$, the sum EH maximization problem is formulated as:

$$\max_{\substack{\mathbf{w}_n \in \mathbb{C}^{M \times 1}, \forall n \in \mathcal{N}, \\ \boldsymbol{\alpha} \in (0, 1)^{N_1}}} F(\mathbf{w}, \boldsymbol{\alpha}) \triangleq \sum_{n_1 \in \mathcal{N}_1} \zeta_{n_1} (1 - \alpha_{n_1}^2) p_{n_1}(\mathbf{w}) \quad (5a)$$

$$\text{s.t.} \quad \sum_{n \in \mathcal{N}} \|\mathbf{w}_n\|^2 \leq P, \quad (5b)$$

$$|\mathbf{h}_n^H \mathbf{w}_n|^2 \geq \gamma_n^{\min} \varphi_n(\mathbf{w}, \alpha_n), \quad n \in \mathcal{N}. \quad (5c)$$

Constraint (5b) caps the total transmit power at a predefined value P , and constraint (5c) ensures that the received SINR by UE n be greater than a predefined threshold γ_n^{\min} . Note that (5) is a nonconvex optimization problem because (5a) is not concave.

In the relaxation approach, by omitting the difficult constraints $\text{rank}(\mathbf{W}_n) = 1$ for the beamforming outer products $\mathbf{W}_n = \mathbf{w}_n \mathbf{w}_n^H \in \mathbb{C}^{M \times M}$, one uses $|\mathbf{h}_n^H \mathbf{w}_n|^2 = \mathbf{h}_n^H \mathbf{W}_n \mathbf{h}_n$, $|\mathbf{h}_{n_1}^H \mathbf{w}_n|^2 = \mathbf{h}_{n_1}^H \mathbf{W}_n \mathbf{h}_{n_1}$ and $\|\mathbf{w}_n\|^2 = \text{Trace}(\mathbf{W}_n)$ to form

$$\max_{\substack{\mathbf{w}_n \in \mathbb{C}^{M \times M}, \forall n \in \mathcal{N}, \\ \boldsymbol{\alpha} \in (0, 1)^{N_1}}} \sum_{n_1 \in \mathcal{N}_1} \zeta_{n_1} (1 - \alpha_{n_1}^2) \tilde{p}_{n_1}(\mathbf{W}) \quad (6a)$$

$$\text{s.t.} \quad \sum_{n \in \mathcal{N}} \text{Trace}(\mathbf{W}_n) \leq P, \quad \mathbf{W}_n \geq \mathbf{0}, \quad n \in \mathcal{N}, \quad (6b)$$

$$\mathbf{h}_n^H \mathbf{W}_n \mathbf{h}_n \geq \gamma_n^{\min} \tilde{\varphi}_n(\mathbf{W}, \alpha_n), \quad n \in \mathcal{N}, \quad (6c)$$

with linear function $\tilde{p}_{n_1}(\mathbf{W}) = \sum_{\eta \in \mathcal{N}} \mathbf{h}_{n_1}^H \mathbf{W}_\eta \mathbf{h}_{n_1} + \sigma_a^2$ and convex function $\tilde{\varphi}_n(\mathbf{W}, \alpha_n) = \sum_{\eta \in \mathcal{N} \setminus \{n\}} \mathbf{h}_n^H \mathbf{W}_\eta \mathbf{h}_n + \sigma_a^2 + \sigma_c^2 / \alpha_n^2$, where $\mathbf{W} \triangleq [\mathbf{W}_\eta]_{\eta \in \mathcal{N}}$. The multiplicative objective function in (6a) remains nonlinear nonconcave in \mathbf{W} and $\boldsymbol{\alpha}$, making (6) still computationally difficult. In the following section, we propose an efficient path-following method to solve (5) directly in the beamforming vectors $\mathbf{w}_n \in \mathbb{C}^M$ and the scalar SS ratios α_{n_1} .

III. SOCP-BASED ITERATIVE OPTIMIZATION

Since the power constraint (5b) is convex quadratic, let us first deal with the SINR constraint (5c). For $\tilde{\mathbf{w}}_n = e^{-j \cdot \arg(\mathbf{h}_n^H \mathbf{w}_n)} \mathbf{w}_n$, one has $|\mathbf{h}_n^H \mathbf{w}_n| = \mathbf{h}_n^H \tilde{\mathbf{w}}_n = \text{Re}\{\mathbf{h}_n^H \tilde{\mathbf{w}}_n\} \geq 0$ and $|\mathbf{h}_{n'}^H \mathbf{w}_n| = |\mathbf{h}_{n'}^H \tilde{\mathbf{w}}_n|$ for $n' \neq n$, where $j \triangleq \sqrt{-1}$ and $\text{Re}\{x\}$ is the real part of a complex number x . Therefore, (5c) can be recast as $\text{Re}\{\mathbf{h}_n^H \mathbf{w}_n\} \geq \sqrt{\gamma_n^{\min}} \varphi_n(\mathbf{w}, \alpha_n)$, $n \in \mathcal{N}$ [12]. The latter is equivalent to the following SOC:

$$\text{Re}\{\mathbf{h}_n^H \mathbf{w}_n\} \geq \sqrt{\gamma_n^{\min}} \left\| \begin{array}{c} \sigma_a \\ \mu_n \\ (\mathbf{h}_n^H \mathbf{w}_\eta)_{\eta \in \mathcal{N} \setminus \{n\}} \end{array} \right\|_2, \quad n \in \mathcal{N}, \quad (7)$$

$$\begin{pmatrix} t_{n_1} & 1 \\ 1 & \alpha_{n_1} \end{pmatrix} \geq \mathbf{0}, \quad n_1 \in \mathcal{N}_1, \quad (8)$$

where $(\mathbf{h}_n^H \mathbf{w}_\eta)_{\eta \in \mathcal{N} \setminus \{n\}}$ is an $(N-1) \times 1$ column vector, t_n is an auxiliary variable, and $\mu_n = \sigma_c t_n$ for $n \in \mathcal{N}_1$ whereas $\mu_n = \sigma_c$ for $n \in \mathcal{N}_2$. This means (5) is a nonconcave maximization problem subject to convex constraints. To develop a path-following procedure for the computational solution of (5), the following lemma provides an effective concave lower approximation for the multiplicative objective in (5a) [13].

Lemma 1: For any \mathbf{w} , $\mathbf{w}^{(\kappa)}$ and $\alpha_{n_1} \in (0, 1)$, $\alpha_{n_1}^{(\kappa)} \in (0, 1)$ the following relations hold true:

$$(1 - \alpha_{n_1}^2) p_{n_1}(\mathbf{w}) \geq \check{p}_{n_1}^{(\kappa)}(\mathbf{w}, \alpha_{n_1}), \quad (9a)$$

$$(1 - (\alpha_{n_1}^{(\kappa)})^2) p_{n_1}(\mathbf{w}^{(\kappa)}) = \check{p}_{n_1}^{(\kappa)}(\mathbf{w}^{(\kappa)}, \alpha_{n_1}^{(\kappa)}) \quad (9b)$$

for $\check{p}_{n_1}^{(\kappa)}(\mathbf{w}, \alpha_{n_1}) \triangleq$

$$2(1 - (\alpha_{n_1}^{(\kappa)})^2) \left[\sum_{\eta \in \mathcal{N}} \Re\{(\mathbf{w}_\eta^{(\kappa)})^H \mathbf{h}_{n_1} \mathbf{h}_{n_1}^H \mathbf{w}_\eta\} + \sigma_a^2 \right] - \frac{p_{n_1}(\mathbf{w}^{(\kappa)}) (1 - (\alpha_{n_1}^{(\kappa)})^2)^2}{1 - \alpha_{n_1}^2}, \quad (10)$$

which is concave in $(\mathbf{w}, \alpha_{n_1})$.

Algorithm 1 SOCP-Based Iterative Optimization for Sum EH Maximization Problem (5)

- 1: Initialize $\kappa := 0$.
 - 2: Find a feasible point $(\mathbf{w}^{(0)}, \boldsymbol{\alpha}^{(0)})$ of (5) by solving the SOCP:

$$\min_{\substack{\mathbf{w}_n, \alpha_{n_1}, \alpha \in (0,1)^{N_1}, \\ \forall n \in \mathcal{N}, n_1 \in \mathcal{N}_1}} \sum_{n \in \mathcal{N}} \|\mathbf{w}_n\|^2 \text{ s.t. (7), (8).}$$
 - 3: **repeat**
 - 4: Solve the SOCP:

$$\max_{\substack{\mathbf{w}_n, \alpha_{n_1}, \forall n \in \mathcal{N}, n_1 \in \mathcal{N}_1 \\ \alpha \in (0,1)^{N_1}}} F^{(\kappa)}(\mathbf{w}, \boldsymbol{\alpha}) \triangleq \sum_{n_1 \in \mathcal{N}_1} \zeta_{n_1} \check{p}_{n_1}^{(\kappa)}(\mathbf{w}, \alpha_{n_1})$$
 s.t. (5b), (7), (8). (11)

to generate a feasible point $(\mathbf{w}^{(\kappa+1)}, \boldsymbol{\alpha}^{(\kappa+1)})$ for (5).
 - 5: Set $\kappa := \kappa + 1$.
 - 6: **until** convergence of the objective in (5a).
-

Proof: The reader is referred to the longer version of this letter in [18] for the proof. ■

With Lemma 1, we propose Algorithm 1 to solve problem (5). Note that $F(\mathbf{w}^{(\kappa+1)}, \boldsymbol{\alpha}^{(\kappa+1)}) \geq F^{(\kappa)}(\mathbf{w}^{(\kappa+1)}, \boldsymbol{\alpha}^{(\kappa+1)})$ by (9a) and $F(\mathbf{w}^{(\kappa)}, \boldsymbol{\alpha}^{(\kappa)}) = F^{(\kappa)}(\mathbf{w}^{(\kappa)}, \boldsymbol{\alpha}^{(\kappa)})$ by (9b), while $F^{(\kappa)}(\mathbf{w}^{(\kappa+1)}, \boldsymbol{\alpha}^{(\kappa+1)}) > F^{(\kappa)}(\mathbf{w}^{(\kappa)}, \boldsymbol{\alpha}^{(\kappa)})$ as long as $(\mathbf{w}^{(\kappa+1)}, \boldsymbol{\alpha}^{(\kappa+1)}) \neq (\mathbf{w}^{(\kappa)}, \boldsymbol{\alpha}^{(\kappa)})$ because $(\mathbf{w}^{(\kappa)}, \boldsymbol{\alpha}^{(\kappa)})$ is also feasible to (11). As a result,

$$F(\mathbf{w}^{(\kappa+1)}, \boldsymbol{\alpha}^{(\kappa+1)}) > F^{(\kappa)}(\mathbf{w}^{(\kappa)}, \boldsymbol{\alpha}^{(\kappa)}),$$

i.e., $(\mathbf{w}^{(\kappa+1)}, \boldsymbol{\alpha}^{(\kappa+1)})$ is a better feasible point to (5) than $(\mathbf{w}^{(\kappa)}, \boldsymbol{\alpha}^{(\kappa)})$. The sequence $\{(\mathbf{w}^{(\kappa)}, \boldsymbol{\alpha}^{(\kappa)})\}$ of improved feasible points to (5) converges at least to its local optimum, which also satisfies the Karush-Kuhn-Tucker condition [13]. Simulation results in Sec. IV further show that our algorithm achieves the computable upper bound, implying that a global optimum is attained in the practical settings considered in the simulations.

Our proposed method can be extended to solve the following max-min EH problem:

$$\max_{\mathbf{w}, \alpha \in (0,1)^{N_1}} \min_{n_1 \in \mathcal{N}_1} \zeta_{n_1} (1 - \alpha_{n_1}^2) p_{n_1}(\mathbf{w}) \text{ s.t. (5b), (5c).} \quad (12)$$

In this case, instead of (11), we solve the following SOCP to generate $(\mathbf{w}^{(\kappa+1)}, \boldsymbol{\alpha}^{(\kappa+1)})$ from $(\mathbf{w}^{(\kappa)}, \boldsymbol{\alpha}^{(\kappa)})$:

$$\max_{\substack{\mathbf{w}_n, \alpha_{n_1}, \forall n_1 \\ \alpha \in (0,1)^{N_1}}} \min_{n_1 \in \mathcal{N}_1} \zeta_{n_1} \check{p}_{n_1}^{(\kappa)}(\mathbf{w}, \alpha_{n_1}) \text{ s.t. (5b), (7), (8).} \quad (13)$$

Remark: Unlike [10] and [11], here we consider both EH and ID functionalities for the near UEs. The nature of the optimization problems is thus nontrivially changed, requiring a different solution approach as has been proposed in this letter. The difference-of-two-convex-functions based optimization approach in [8] is not suitable for the sum EH maximization problem (5). Not only would the problem dimension be increased, it is also not easy to find a good feasible initial point to use in this approach due to the nonconvex constraints. Recently, [14] has employed the SOCP (7)-(8) to express the SINR constraint (5c) in the problem of minimizing the total transmit power $\sum_{n \in \mathcal{N}} \|\mathbf{w}_n\|^2$. The EH threshold is then set to make the EH constraints automatically satisfied by the SINR

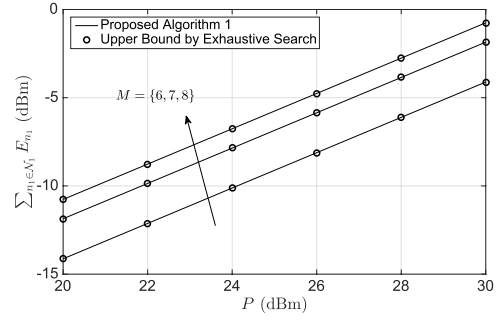


Fig. 1. Optimized sum harvested energy for $\gamma^{\min} = 12$ dB.

constraints (7)-(8). The approach in [14] is thus inapplicable to our EH optimization problems (5) and (12).

IV. NUMERICAL EXAMPLES

We consider a small-cell network with $N = 6$ UEs and $M = \{6, 7, 8\}$ antennas at the BS. Unless specified otherwise, the BS-to-UE distance is set as 7 m and 20 m for the $N_1 = 3$ EH-ID UEs and the $N_2 = 3$ ID-only UEs, respectively. Later in Fig. 3, we will consider both 7 m and 9 m distances for the N_1 EH-ID UEs since commercial radiative wireless charging systems (e.g., the Cota systems [15]) can deliver power up to 30 ft (i.e., 9 m). We assume a simplified path loss model with carrier center frequency of 470 MHz, transmit antenna gain of 10 dBi, reference distance of 2 m and path loss exponent of 2.6 [9], [16, Sec. 2.6]. We generate a Rician fading channel with a Rician factor of $K_R = 10$ dB. For simplicity and without loss of generality, we assume that $\zeta_n = \zeta$ and $\gamma_n^{\min} = \gamma^{\min}$, $\forall n \in \mathcal{N}$. Thus, we set $\zeta = 0.5$, $\sigma_a^2 = -90$ dBm, and $\sigma_c^2 = -90$ dBm. The numerical results are averaged over 1,000 random channel realizations.

A. Results for Sum EH Maximization Problem (5)

Fig. 1 plots the optimized sum harvested energy for $P = \{20, 22, \dots, 30\}$ dBm and $\gamma^{\min} = 12$ dB. On average, Algorithm 1 requires only 6.5 iterations (i.e., solving 6.5 SOCPs in α_{n_1} and \mathbf{w}_n). Fig. 1 also confirms that the sum harvested energy increases when more transmit power is available. For the typical value of $P = 26$ dBm used in a small-cell BS, the sum harvested energy for the three EH-ID UEs is found as $\{-8.1, -5.8, -4.7\}$ dBm for $M = \{6, 7, 8\}$ BS antennas.

Fig. 2 plots the sum harvested energy for $\gamma^{\min} = \{8, 10, \dots, 18\}$ dB and $P = 26$ dBm. As can be seen from the figure, increasing the SINR threshold reduces the harvested amount of energy. This is because more received power is diverted to the ID receiver to meet the minimum SINR requirement, leaving less power for the EH receiver. Fig. 2 shows that the sum harvested energy is in the range of -9 dBm to -4 dBm for the practical network parameters considered.

1) *Convergence and Complexity:* Figs. 1 and 2 demonstrate that Algorithm 1 practically yields the globally optimal solution of (5). It achieves the upper bound obtained by a branch-and-bound (BB) procedure [17] over the domain $(0, 1)^{N_1}$ that finds the optimal SS ratios $[\alpha_{n_1}]_{n_1 \in \mathcal{N}_1}$ of the nonconvex program (6). At each iteration of this procedure, an upper bound of the nonconvex program (6) over $[p, q] \subset (0, 1)^{N_1}$ is provided by the SDP

$$\max_{\mathbf{w}, \alpha_{n_1} \in [p_{n_1}, q_{n_1}], \forall n_1} \sum_{n_1 \in \mathcal{N}_1} \zeta_{n_1} (1 -$$

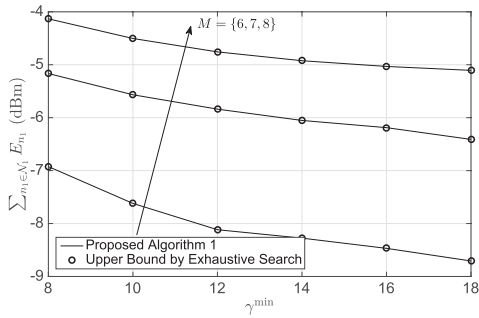


Fig. 2. Optimized sum harvested energy for $P = 26$ dBm.

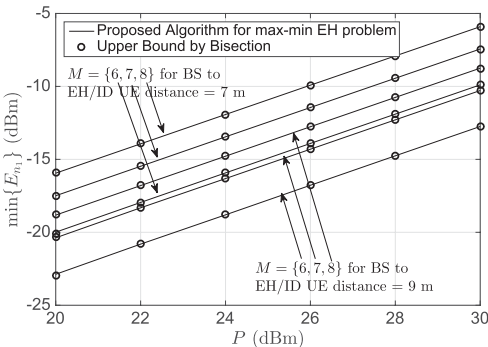


Fig. 3. Maximized minimum UE harvested energy for $\gamma^{\min} = 12$ dB.

$\alpha_{n_1}^2 \tilde{p}_{n_1}(\mathbf{W})$ s.t. (6b) – (6c). The incumbent SS ratios are updated by solving (6) at a fixed $\alpha_{n_1} = (p_{n_1} + q_{n_1})/2$, $n_1 \in \mathcal{N}_1$, which is an SDP in the beamforming outer products \mathbf{W}_n . While much more efficient than the intensive grinding, the computational complexity of this exhaustive search over the domain $(0, 1)^{M_1}$ is still prohibitively high. Furthermore, the total dimension of the beamforming outer products \mathbf{W}_n is $NM(M+1)/2 \in \{126, 168, 216\}$ compared with $NM \in \{36, 42, 48\}$ of the beamforming vectors \mathbf{w}_n . In our simulations, we have also observed that this search gives solution \mathbf{W}_n with rank greater than one in 50% and almost 100% of all cases for $\gamma^{\min} = 12$ dB and $\gamma^{\min} = 18$ dB, respectively.

B. Results for Max-Min EH Problem (12)

Fig. 3 plots the optimized energy harvested by the worst user over a range of transmit power budget $P = \{20, 22, \dots, 30\}$ dBm. Here, the distances from the BS to all EH-ID UEs are set as 7 m and 9 m. It is observed that our algorithm achieves the upper bound given by the SDP-based bisection search with considerably less computational complexity. The bisection search locates the largest λ such that the SDP $\zeta_{n_1} \tilde{p}_{n_1}(\mathbf{W}) \geq \lambda/(1 - \alpha_{n_1}^2)$, $n_1 \in \mathcal{N}_1$, (6b) – (6c) is feasible in the beamforming outer products \mathbf{W}_n and the scalar SS ratios α_{n_1} . On average, our algorithm converges after 6.8 iterations (i.e., solving 6.8 SOCPs) whereas the bisection search solves 11.6 SDPs of a much larger dimension. Furthermore, the latter often yields a rank-greater-than-one matrix \mathbf{W}_n . Particularly, for $M = 8$ BS antennas, we have observed \mathbf{W}_n with rank greater than one in 90% of the simulation cases. To generate a rank-one matrix for extracting beamforming vectors, a randomization step in conjugation with linear programming is required in such approach. This incurs extra computational overhead while the performance may suffer [10, Fig. 3] as the extracted point may be far away from the actual optimum. Finally, Fig. 3 confirms that the

received power threshold of -20 dBm to -30 dBm required to activate practical EH receivers [1] is met by our algorithm, even with the most conservative choice of simulation parameters (i.e., the smallest number of antennas $M = 6$, a maximum distance of 9 m from the BS to EH-ID UEs, and the smallest BS power $P = 20$ dBm).

V. CONCLUSIONS

We have proposed successive second-order cone programming algorithms for the joint design of transmit beamforming vectors and receive signal splitting factors. The objective is to maximize either the sum EH or the energy harvested by the receiver with the least favorable channel conditions under the UE SINR and the BS power constraints. Simulation results with practical parameters have confirmed the merits of the proposed algorithms.

REFERENCES

- [1] X. Lu, P. Wang, D. Niyato, D. I. Kim, and Z. Han, "Wireless networks with RF energy harvesting: A contemporary survey," *IEEE Commun. Surveys Tuts.*, vol. 17, no. 2, pp. 757–789, 2nd Quart., 2015.
- [2] X. Chen, Z. Zhang, H.-H. Chen, and H. Zhang, "Enhancing wireless information and power transfer by exploiting multi-antenna techniques," *IEEE Commun. Mag.*, vol. 53, no. 4, pp. 133–141, Apr. 2015.
- [3] S. Timotheou, I. Krikidis, S. Karachontzitis, and K. Berberidis, "Spatial domain simultaneous information and power transfer for MIMO channels," *IEEE Trans. Wireless Commun.*, vol. 14, no. 8, pp. 4115–4128, Aug. 2015.
- [4] X. Lu, P. Wang, D. Niyato, and Z. Han, "Resource allocation in wireless networks with RF energy harvesting and transfer," *IEEE Netw.*, vol. 29, no. 6, pp. 68–75, Nov. 2015.
- [5] S. Boyd and L. Vandenberghe, *Convex Optimization*. Cambridge, U.K.: Cambridge Univ. Press, 2004.
- [6] A. A. Nasir, X. Zhou, S. Durrani, and R. A. Kennedy, "Relaying protocols for wireless energy harvesting and information processing," *IEEE Trans. Wireless Commun.*, vol. 12, no. 7, pp. 3622–3636, Jul. 2013.
- [7] I. Krikidis, S. Sasaki, S. Timotheou, and Z. Ding, "A low complexity antenna switching for joint wireless information and energy transfer in MIMO relay channels," *IEEE Trans. Commun.*, vol. 62, no. 5, pp. 1577–1587, May 2014.
- [8] Q. D. Vu, L. N. Tran, R. Farrell, and E. K. Hong, "An efficiency maximization design for SWIPT," *IEEE Signal Process. Lett.*, vol. 22, no. 12, pp. 2189–2193, Dec. 2015.
- [9] D. W. K. Ng, E. S. Lo, and R. Schober, "Robust beamforming for secure communication in systems with wireless information and power transfer," *IEEE Trans. Wireless Commun.*, vol. 13, no. 8, pp. 4599–4615, Aug. 2014.
- [10] H. Zhang, K. Song, Y. Huang, and L. Yang, "Energy harvesting balancing technique for robust beamforming in multiuser MISO SWIPT system," in *Proc. IEEE WCSP*, Oct. 2013, pp. 1–5.
- [11] J. Xu, L. Liu, and R. Zhang, "Multiuser MISO beamforming for simultaneous wireless information and power transfer," *IEEE Trans. Signal Process.*, vol. 62, no. 18, pp. 4798–4810, Sep. 2014.
- [12] A. Wiesel, Y. C. Eldar, and S. Shamai (Shitz), "Linear precoding via conic optimization for fixed MIMO receivers," *IEEE Trans. Signal Process.*, vol. 54, no. 1, pp. 161–176, Jan. 2006.
- [13] B. R. Marks and G. P. Wright, "A general inner approximation algorithm for nonconvex mathematical programs," *Oper. Res.*, vol. 26, no. 4, pp. 681–683, 1978.
- [14] Q. Shi, W. Xu, T.-H. Chang, Y. Wang, and E. Song, "Joint beamforming and power splitting for MISO interference channel with SWIPT: An SOCP relaxation and decentralized algorithm," *IEEE Trans. Signal Process.*, vol. 62, no. 23, pp. 6194–6208, Dec. 2014.
- [15] *Cota: Real Wireless Power*, accessed on Jun. 14, 2016. [Online]. Available: <http://www.ossiainc.com>
- [16] A. Goldsmith, *Wireless Communications*. Cambridge, U.K.: Cambridge Univ. Press, 2005.
- [17] H. Tuy, *Convex Analysis and Global Optimization*. Boston, MA, USA: Kluwer, 1998.
- [18] A. A. Nasir, H. D. Tuan, D. T. Ngo, S. Durrani, and D. I. Kim, "Path-following algorithms for beamforming and signal splitting in RF energy harvesting networks," *IEEE Commun. Lett.*, 2016. [Online]. Available: <http://arxiv.org/abs/1606.04191>